


Shareholding Pattern under Regulation 31 of SEBI (Listing Obligations and Disclosure Requirements) Regulations, 2015


1	Name of Listed Entity: Rico Auto Industries Limited		
2	Scrip Code/Name of Scrip/Class of Security: BSE/NSE/520008/RICOAUTO / EQUITY		
3	Share Holding Pattern Filed under: Reg. 31(1)(a)/Reg. 31(1)(b)/Reg.31(1)(c): 31(1)(b)		
	a.	If under 31(1)(b) then indicate the report for Quarter ending: 30/06/2017	
	b.	If under 31(1)(c) then indicate date of allotment/extinguishment	
4	Declaration: The Listed entity is required to submit the following declaration to the extent of submission of information:-		
		Particulars	Yes*
	1	Whether the Listed Entity has issued any partly paid up shares?	No
	2	Whether the Listed Entity has issued any Convertible Securities or Warrants?	No
	3	Whether the Listed Entity has any shares against which depository receipts are issued?	No
	4	Whether the Listed Entity has any shares in locked-in?	No
	5	Whether any shares held by promoters are pledge or otherwise encumbered?	No
<p>* If the Listed Entity selects the option 'No' for the questions above, the columns for the partly paid up shares, Outstanding Convertible Securities/Warrants, depository receipts, locked-in shares, No of shares pledged or otherwise encumbered by promoters, as applicable, shall not be displayed at the time of dissemination on the Stock Exchange website. Also wherever there is 'No' declared by Listed Entity in above table the values will be considered as 'Zero' by default on submission of the format of holding of specified securities.</p>			
5	The tabular format for disclosure of holding of specified securities is as follows:		



RICO AUTO INDUSTRIES LIMITED

Table I - Summary Statement holding of specified securities

Category	Category of shareholder	Number of shareholders	No. of fully paid up equity shares held	No. of Partly paid-up equity shares held	No. of shares underlying Depository Receipts	Total nos. shares held	Shareholding as a % of total no. of shares (calculated as per SCRR, 1957)	Number of Voting Rights held in each class of securities				No. of Shares Underlying Outstanding convertible securities (including Warrants)	Shareholding, as a % assuming full conversion of convertible securities (as a percentage of diluted share capital)	Number of Locked in shares		Number of Shares pledged or otherwise encumbered		Number of equity shares held in dematerialised form
								No of Voting Rights			Total as a % of (A+B+C)			No. (a)	As a % of total Shares held (b)	No. (a)	As a % of total Shares held (b)	
								Class eg: X	Class eg: Y	Total								
(I)	(II)	(III)	(IV)	(V)	(VI)	(VII) = (IV+V+VI)	(VIII) As a % of (A+B+C2)	(IX)				(X)	(XI) = (VII+X) As a % of (A+B+C2)	(XII)		(XIII)		(XIV)
(A)	Promoter & Promoter Group	14	67779978	0	0	67779978	50.10	67779978	0	67779978	50.62	0	50.10	0	0.00	0	0.00	67779978
(B)	Public	52480	67505022	0	0	67505022	49.90	66123582	0	66123582	49.38	0	49.90	0	0.00	0	0.00	66817271
(C)	Non Promoter - Non Public	0	0	0	0	0	0.00	0	0	0	0.00	0	0.00	0	0.00	0	0.00	-
(C1)	Shares Underlying DRs	0	0	0	0	0	N.A	0	0	0	0.00	0	0.00	0	0.00	0	0.00	0
(C2)	Shares Held By Employee Trust	0	0	0	0	0	0.00	0	0	0	0.00	0	0.00	0	0.00	0	0.00	0
	Total	52494	135285000	0	0	135285000	100.00	133903560	0	133903560	100.00	0	100.00	0	0.00	0	0.00	134597249



RICO AUTO INDUSTRIES LIMITED

Table II - Statement showing shareholding pattern of the Promoter and Promoter Group

	Category & Name of the shareholders	PAN	No. of shareholders	No. of fully paid up equity shares held	No. of Partly paid-up equity shares held	No. of shares underlying Depository Receipts	Total No. of shares held	Share holding % calculated as per SCRR, 1957)	Number of Voting Rights held in each class of securities			No. of Shares Underlying Outstanding convertible securities (including Warrants)	Share holding, as a % assuming full conversion of convertible securities (as a percentage of diluted share capital)	Number of Locked in shares		Number of Shares pledged or otherwise encumbered		Number of equity shares held in dematerialised form	
									No of Voting Rights					Total as a % of Total Voting Rights	No. (a)	As a % of total Shares held (b)	No. (a)		As a % of total Shares held (b)
									Class eg: X	Class eg: y	Total								
(I)	(II)	(III)	(IV)	(V)	(VI)	(VII) = (IV+V+ VI)	As a % of (A+B+C2) (VIII)	(IX)			(X)	(XI) = (VII+X) As a % of (A+B+C2)	(XII)		(XIII)	(XIV)			
1	Indian																		
(a)	Individuals / Hindu Undivided Family		10	27501188	0	0	27501188	20.33	27501188	0	27501188	20.54	0	20.33	0	0.00	0	0.00	27501188
	ARVIND KAPUR	AERPK9677E		12652460	0	0	12652460	9.35	12652460	0	12652460	9.45	0.00	9.35	0	0.00	0	0.00	12652460
	ARUN KAPUR	ACBPK0798C		8651160	0	0	8651160	6.39	8651160	0	8651160	6.46	0.00	6.39	0	0.00	0	0.00	8651160
	RAKESH KAPUR	AERPK9676F		2398720	0	0	2398720	1.77	2398720	0	2398720	1.79	0.00	1.77	0	0.00	0	0.00	2398720
	SHALINI KAPUR	AIXPK5439J		1366148	0	0	1366148	1.01	1366148	0	1366148	1.02	0.00	1.01	0	0.00	0	0.00	1366148
	UPASNA KAPUR	AARPK2357D		966920	0	0	966920	0.71	966920	0	966920	0.72	0.00	0.71	0	0.00	0	0.00	966920
	RITU KAPUR	BVIPK1341Q		723140	0	0	723140	0.53	723140	0	723140	0.54	0.00	0.53	0	0.00	0	0.00	723140
	NYLA KAPUR	AGHPK6035G		354040	0	0	354040	0.26	354040	0	354040	0.26	0.00	0.26	0	0.00	0	0.00	354040
	SAMARTH KAPUR	BJSPS0338D		194800	0	0	194800	0.14	194800	0	194800	0.15	0.00	0.14	0	0.00	0	0.00	194800
	SHIVANI KAPUR	AKMPK1377Q		189800	0	0	189800	0.14	189800	0	189800	0.14	0.00	0.14	0	0.00	0	0.00	189800
	PROMILA SIKKA	AIKPS0044E		4000	0	0	4000	0.00	4000	0	4000	0.00	0.00	0.00	0	0.00	0	0.00	4000
(b)	Central Government / State Government(s)		0	0	0	0	0	0.00	0	0	0	0.00	0.00	0.00	0	0.00	0	0.00	0
(c)	Financial Institutions / Banks		0	0	0	0	0	0.00	0	0	0	0.00	0.00	0.00	0	0.00	0	0.00	0
(d)	Any Other (Specify)		0	0	0	0	0	0.00	0	0	0	0.00	0.00	0.00	0	0.00	0	0.00	0
(d)	Bodies Corporate		3	40199790	0	0	40199790	29.71	40199790	0	40199790	30.02	0.00	29.71	0	0.00	0	0.00	40199790
	KAPSONS ASSOCIATES INVESTMENTS PVT. LTD.	AAACK7243A		20838321	0	0	20838321	15.40	20838321	0	20838321	15.56	0.00	15.40	0	0.00	0	0.00	20838321
	MERAKI MANUFACTURING AND FINVEST ADVISORS PVE. LTD.	AAKCM8780C		11790841	0	0	11790841	8.72	11790841	0	11790841	8.81	0.00	8.72	0	0.00	0	0.00	11790841
	HIGAIN INVESTMENT PVT. LTD.	AAACH0276J		7570628	0	0	7570628	5.60	7570628	0	7570628	5.65	0.00	5.60	0	0.00	0	0.00	7570628
	Sub Total (A)(1)		13	67700978	0	0	67700978	50.04	67700978	0	67700978	50.56	0.00	50.04	0	0.00	0	0.00	67700978
2	Foreign											0.00	0.00						
(a)	Individuals (Non-Resident Individuals / Foreign Individuals)		1	79000	0	0	79000	0.06	79000	0	79000	0.06	0.00	0.06	0	0.00	0	0.00	79000
	ROMILLA BAHL	ANEPB9143N		79000	0	0	79000	0.06	79000	0	79000	0.06	0.00	0.06	0	0.00	0	0.00	79000
(b)	Government		0	0	0	0	0	0.00	0	0	0	0.00	0.00	0.00	0	0.00	0	0.00	0
(c)	Institutions		0	0	0	0	0	0.00	0	0	0	0.00	0.00	0.00	0	0.00	0	0.00	0
(d)	Foreign Portfolio Investor		0	0	0	0	0	0.00	0	0	0	0.00	0.00	0.00	0	0.00	0	0.00	0
(e)	Any Other (Specify)		0	0	0	0	0	0.00	0	0	0	0.00	0.00	0.00	0	0.00	0	0.00	0
	Sub Total (A)(2)		1	79000	0	0	79000	0.06	0	0	0	0.00	0.00	0.06	0	0.00	0	0.00	79000
	Total Shareholding of Promoter and Promoter Group (A)= (A)(1)+(A)(2)		14	67779978	0	0	67779978	50.10	67779978	0	67779978	50.62	0	50.10	0	0.00	0	0.00	67779978

Details of Shares which remain undaimed may be given here along with details such as number of shareholders, outstanding shares held in demat/undaimed suspense account, voting rights which are frozen etc.

Note:

(1) PAN would not be displayed on website of Stock Exchange(s)


(2) The term 'Encumbrance' has the same meaning as assigned under regulation 28(3) of SEBI (Substantial Acquisition of Shares and Takeovers) Regulations, 2011.



Details of Shares which remain unclaimed may be given here along with details such as number of shareholders, outstanding shares held in demat/unclaimed suspense account, voting rights which are frozen etc.

(Kindly start filing data from Row No - 3)

No. of shareholders	No of Shares held
0	0



RICO AUTO INDUSTRIES LIMITED

Table III - Statement showing shareholding pattern of the Public shareholder

Category & Name of shareholders	PAN	No. of share holders	No. of fully paid-up equity shares held	No. of Partly paid-up equity shares held	No. of shares underlying Depository Receipts	Total No. of shares held	Share holding % calculated as per SCRR, 1957	Number of Voting Rights held in each class of securities			No. of Shares Underlying Outstanding convertible securities (including Warrants)	Total Share holding, as a % assuming full conversion of convertible securities (as a percent age of diluted share capital)	Number of Locked in shares		Number of Shares pledged or otherwise encumbered		Number of equity shares held in dematerialised form		
								No of Voting Rights		Total as a % of Total Voting Rights			No. (a)	As a % of total Shares held (b)	No. (Not applicable) (a)	As a % of total Shares held (Not applicable) (b)			
								Class eg: X	Class eg: Y									Total	
(I)	(II)	(III)	(IV)	(V)	(VI)	(VII) = (IV+V+ VI)	As a % of (A+B+C2) (VIII)	(IX)			(X)	(XI)	(XII)	(XIII)	(XIV)				
1 Institutions																			
(a) Mutual Fund		12	8985725	0	0	8985725	6.64	8985725	0	8985725	6.71	0	6.64	0	0.00		NA	8985725	
L&T MUTUAL FUND TRUSTEE LTD - L&T EMERGING BUSINESS FUND	AAATC4460E		1803700	0	0	1803700	1.11	1503700	0	1503700	1.12	0						1803700	
RELIANCE CAPITAL TRUSTEE CO LTD A/C RELIANCE REGULAR SAVINGS FUND-BALANCED OPTION	AAATR0090B		3702677	0	0	3702677	2.74	3702677	0	3702677	2.77	0	2.74	0	0.00		NA	3702677	
(b) Venture Capital Funds		0	0	0	0	0	0.00	0	0	0	0.00	0	0.00	0	0.00		NA	0	
(c) Alternate Investment Funds		0	0	0	0	0	0.00	0	0	0	0.00	0	0.00	0	0.00		NA	0	
(d) Foreign Venture Capital Investors		0	0	0	0	0	0.00	0	0	0	0.00	0	0.00	0	0.00		NA	0	
(e) Foreign Portfolio Investors		2	107000	0	0	107000	0.08	107000	0	107000	0.08	0	0.08	0	0.00		NA	107000	
(f) Financial Institutions / Banks		4	117776	0	0	117776	0.09	117776	0	117776	0.09	0	0.09	0	0.00		NA	117776	
(g) Insurance Companies		0	0	0	0	0	0.00	0	0	0	0.00	0	0.00	0	0.00		NA	0	
(h) Provident Funds/Pension Funds		0	0	0	0	0	0.00	0	0	0	0.00	0	0.00	0	0.00		NA	0	
(i) Any Other (Specify)		0	0	0	0	0	0.00	0	0	0	0.00	0	0.00	0	0.00		NA	0	
Sub Total (B)(1)		18	9210501	0	0	9210501	6.81	9210501	0	9210501	6.88	0	6.81	0	0.00		NA	9210501	
2 Central Government/ State Government(s)/ President of India																			
Sub Total (B)(2)		0	0	0	0	0	0	0	0	0	0.00	0	0	0	0		NA	0	
3 Non-Institutions																			
(a) Individuals		51015	48960290	0	0	48960290	36.19	48960290		48960290	36.56		36.19				NA	48312539	
i. Individual shareholders holding nominal share capital up to Rs. 2 lakhs.		50998	41018625	0	0	41018625	30.32	41018625	0	41018625	30.63	0	30.32	0	0.00		NA	40370874	
ii. Individual shareholders holding nominal share capital in excess of Rs. 2 lakhs.		17	7941665	0	0	7941665	5.87	7941665	0	7941665	5.93	0	5.87	0	0.00		NA	7941665	
(b) NBFCs registered with RBI		0	0	0	0	0	0.00	0	0	0	0.00	0	0.00	0	0.00		NA	0	
(c) Employee Trusts		0	0	0	0	0	0.00	0	0	0	0.00	0	0.00	0	0.00		NA	0	
(d) Overseas Depositories (holding DRs) (balancing figure)		0	0	0	0	0	0.00	0	0	0	0.00	0	0.00	0	0.00		NA	0	
(e) Any Other (Specify)		1447	9334231	0	0	9334231	6.90	7952791	0	7952791	5.94		6.90				NA	9294231	
Bodies Corporate		861	6511088	0	0	6511088	4.81	5129648	0	5129648	3.83	0	4.81	0	0.00		NA	6471088	
RICO AUTO INDUSTRIES LIMITED UNCLAIMED SUSPENSE A/C	AAACR8724R		1381440	0	0	1381440	1.02	0	0	0	0.00	0	1.02	0	0.00		NA	1381440	
Non Resident Individuals		583	2817623	0	0	2817623	2.08	2817623	0	2817623	2.10	0	2.08	0	0.00		NA	2817623	
Trusts		3	5520	0	0	5520	0.00	5520	0	5520	0.00	0	0.00	0	0.00		NA	5520	
Cooperative Society		0	0	0	0	0	0.00	0	0	0	0.00	0	0.00	0	0.00		NA	0	
Sub Total (B)(3)		52462	58294521	0	0	58294521	43.09	56913081	0	56913081	42.50	0	43.09	0	0.00		NA	57606770	
Total Public Shareholding (B) = (B)(1)+(B)(2)+(B)(3)		52480	67505022	0	0	67505022	49.90	66123582	0	66123582	49.38	0	49.90	0	0.00		NA	66817271	

Details of the shareholders acting as persons in Concert including their Shareholding (No. and %):


Details of Shares which remain unclaimed may be given here along with details such as number of shareholders, outstanding shares held in demat/unclaimed suspense account, voting rights which are frozen etc.

Note:

(1) PAN would not be displayed on website of Stock Exchange(s).


(2) The above format needs to be disclosed along with the name of following persons: Institutions/Non institutions holding more than 1% of total number of shares

(3) W.r.t. the information pertaining to Depository Receipts, the same may be disclosed in the respective columns to the extent information available and the balance to be disclosed as held by custodian.




Details of the shareholders acting as persons in Concert including their Shareholding:
(Kindly start filing data from Row No - 3)

Name of shareholder	Name of PAC	No. of shares	Holding %



Details of Shares which remain unclaimed may be given here along with details such as number of shareholders, outstanding shares held in demat/unclaimed suspense account, voting (Kindly start filing data from Row No - 3)

No. of shareholders	No. of Shares
6482	1381440



RICO AUTO INDUSTRIES LIMITED
Table IV - Statement showing shareholding pattern of the Non Promoter- Non Public shareholder

	Category & Name of the shareholders	PAN	No. of share holders	No. of fully paid-up equity shares held	No. of Partly paid-up equity shares held	No. of shares underlying Depository Receipts	Total No. of shares held	Share holding % calculated as per SCRR, 1957)	Number of Voting Rights held in each class of securities			No. of Shares Underlying Outstanding convertible securities (including Warrants)	Share holding, as a % assuming full conversion of convertible securities (as a percent age of diluted share capital)	Number of Locked in shares		Number of Shares pledged or otherwise encumbered		Number of equity shares held in dematerialised form	
									No of Voting Rights					Total as a % of Total Voting Rights	No.	As a % of total Shares held	No. (Not applicable)		As a % of total Shares held (Not applicable)
									Class eg: X	Class eg: y	Total								
(I)	(II)	(III)	(IV)	(V)	(VI)	(VII) = (IV+V+ VI)	As a % of (A+B+C2) (VIII)	(IX)			(X)	(XI)	(XII)		(XIII)	(XIV)			
1	Custodian/DR Holder		0	0	0	0	0	0.00	0	0	0	0.00	0	0.00	0	0.00	NA		0
2	Employee Benefit Trust (under SEBI (Share based Employee Benefit) Regulations, 2014)		0	0	0	0	0	0.00	0	0	0	0.00	0	0.00	0	0.00	NA		0
	Total Non-Promoter- Non Public Shareholding (C)= (C)(1)+(C)(2)		0	0	0	0	0	0.00	0	0	0	0.00	0	0.00	0	0.00	NA		0

Note:

(1) PAN would not be displayed on website of Stock Exchange(s).

(2) The above format needs to disclose name of all holders holding more than 1% of total number of shares

(3) W.r.t. the information pertaining to Depository Receipts, the same may be disclosed in the respective columns to the extent information available

